



Sustainability
Mindset
Indicator

**/REPORT
PREPARED FOR:
Selena Monardo
30/Jan/2023**

Welcome to your Personalized Report. This Report is based on your selections on the SMI. It is meant to be a personal development tool, to highlight aspects of your understanding, behaviors and feelings related to your Sustainability Mindset (SM).

You will find observations that you may identify with, others that you vaguely recognize, and others that perhaps don't resonate with you. Keep what you need and what makes sense to you.

You will also find questions to consider, suggestions for things you can try, and information related to the aspects covered in this report, and how these are related to the Sustainability Mindset.

Take your time reading your Report. Pause, take notes, and reflect. It is all about you, and for you. There were no wrong answers in the survey. Only good options and perhaps some that you hadn't thought of.

/WHAT YOU WILL FIND IN THE FOLLOWING PAGES

This Personalized Report is organized into several sections. The first section contains a graph, displaying how the different aspects assessed compare to each other, according to your choices in the survey. Those that occupy a larger area are your stronger ones and the narrower or missing ones are aspects of the Sustainability Mindset that are less developed or absent for you, as inferred from the combination of your answers.

The next section presents personalized descriptions of where you find yourself on your journey towards a Sustainability Mindset, in four clusters: Ecological Worldview, Systems Perspective, Emotional Intelligence, and Spiritual Intelligence.

Within each of these clusters you will find what aspects were assessed, and a graph for each aspect displaying how you connect to this topic, whether intellectually, through your actions and behaviors and/or by engaging your emotions.

If you see some areas missing within the graph, it means that either you selected "neither" for that question and therefore we don't have information to report on, or your answers suggest you don't engage in one or more particular areas (cognitive, behavioral or affective). Similarly, if you selected "neither" for all the questions within one aspect, we don't include a graph, since we don't have information to report on.

Each graph is accompanied by a box with a brief explanation, and you will find much more information in the text to include what your choices suggest, why this particular aspect is key for a sustainability mindset, and questions to ponder and suggestions to try.

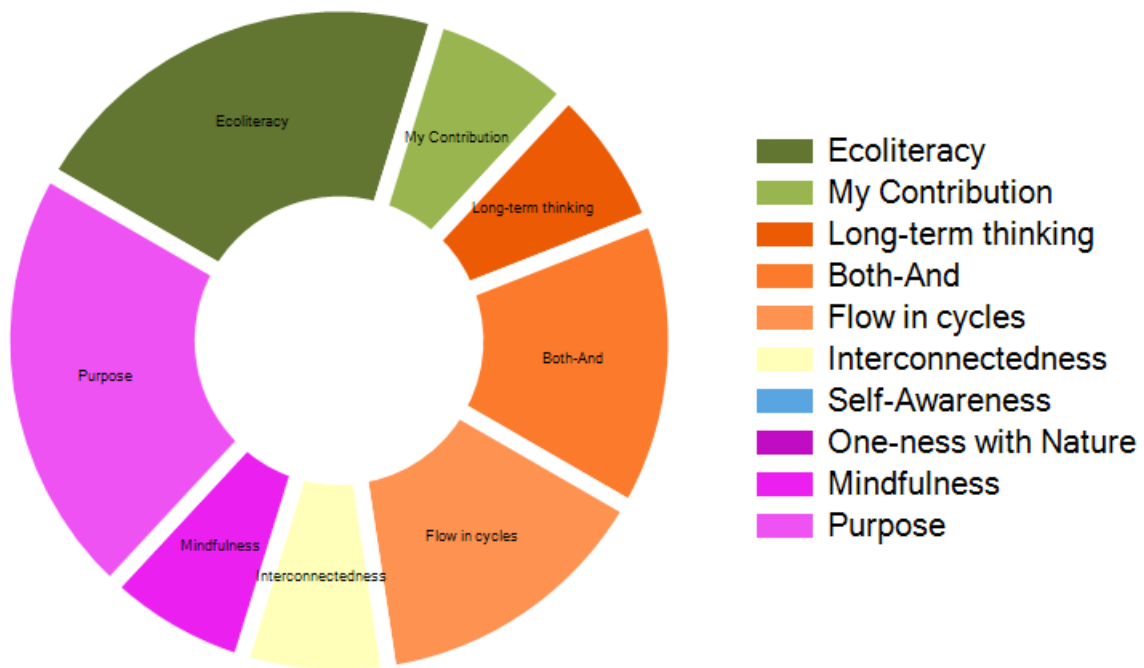
***Enjoy your journey into the realm of the Sustainability Mindset
- a place where you can be your best, for yourself and for the
World.***

The SMI Team

/ Your overall
**SUSTAINABILITY
MINDSET PROFILE**

The graph below shows your personal profile, indicating how – relatively to each other – you have developed your Sustainability Mindset. The wider sections indicate your stronger areas, and vice versa.

If you see some aspects listed in the side box that are not included in the graph, it means that these are areas to be considered more closely. It may be that you didn't feel represented by any of the statements to choose from, or it might be that your reality, context, and/or habits prompt you to think, act or feel differently. You will find further comments in this report about these aspects, exploring their up- and downsides.

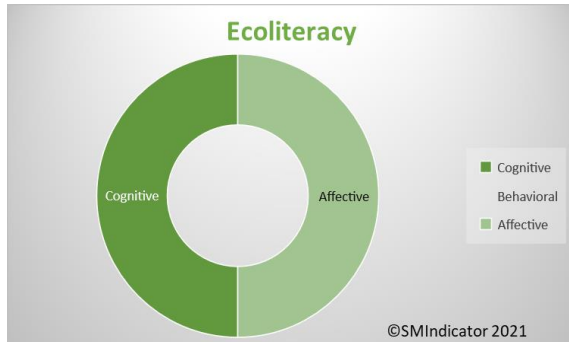




/ECOLOGICAL WORLDVIEW

An ECOLOGICAL WORLDVIEW is the result of having an intellectual and affective broad understanding of the planetary challenges, how they are interrelated, and how we are contributing to them.

/WHAT IS ASSESSED HERE: HOW YOU UNDERSTAND THE ENVIRONMENTAL AND SOCIAL CHALLENGES, AND HOW YOU FEEL ABOUT IT, AND THE IMPACT ON YOUR BEHAVIORS.



What this tells you:

This graph shows that your approach to the assessed topic is both cognitive and affective. We don't enough have data to report about your behaviors and whether or how your understanding and feelings are converted into actions.

YOUR SMI RESPONSES INDICATE THAT you have a good understanding of the complexity of the planetary challenges we are facing, and how they are interrelated.

In addition, you seem to be socially sensitive and have empathy for the suffering of others. This may be creating some emotional stress, perhaps feelings of being overwhelmed by a reality that you think you cannot change.

But is it really so, that you cannot influence and make a difference?

/THINK ABOUT HOW YOU CAN FURTHER LEVERAGE THOSE STRENGTHS AND MANAGE SOME OF THE LIMITATIONS WHICH MAY BE HOLDING YOU BACK:

You understand the scope of the sustainability challenges, from the environmental and social perspective; you notice linkages, relationships and connections. The other powerful path is in your emotions. Your social sensitivity is a special gift.

We cannot comment on your behaviors, since you indicated (by choosing "neither") that you did not find yourself represented by either of the available options. Are not connecting what you know and how you feel, with actions or behaviors that could contribute to greater sustainability?

You have an opportunity there to put your unique gifts and passions to use for the greater good. When we allow ourselves to connect from the heart with the reality of the news and find small ways to change our behavior, we are more present and don't need to live with our divided selves. This can be more fulfilling.

/THOUGHTS TO PONDER WHEN YOU CONSIDER THE SM:

We are definitely living in a time of information overload. It is challenging to stay on top of all that is happening, while keeping up with our own obligations and activities. Furthermore, sustainability news tends to be on the negative side, creating doomsday scenarios and scary prophecies that can trigger anxiety, make us feel bad, sad, or worried.

Yet we tend to underestimate our own power and influence in shaping a better world. As a matter of fact, if the challenges we are currently experiencing are a product of past problematic behaviors, then we are also positively shaping the future of the planet with our current mindful decisions and restorative actions. That opens an interesting path. You understand the scope of the sustainability challenges, from the environmental and social perspective; you notice linkages, relationships and connections.

/HOW ABOUT YOU TRY:

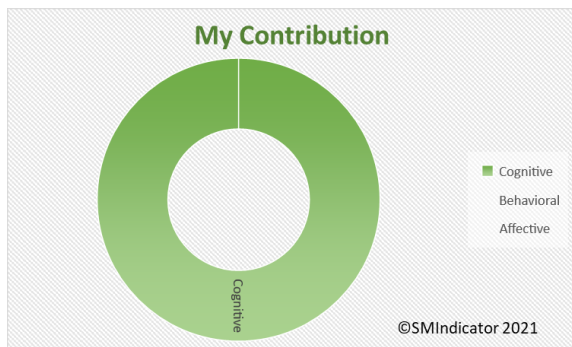
Here are some suggestions to ponder: What are things you are good at that you aren't incorporating into your sustainability

contributions? Who could benefit and where from your gifts and talents and possibly your passion? What do you see as your next frontier of development?



Understanding the state of the planet allows us to be more fully aware of the challenges, the complexity of how they are linked to each other, and to explore what it means to us.

**/WHAT IS ASSESSED HERE:
HOW YOU SEE THE RELATION
BETWEEN INDIVIDUAL DECISIONS
AND PLANETARY CHALLENGES, HOW
YOU FEEL ABOUT IT AND THE
IMPACT ON YOUR PERSONAL
BEHAVIORS.**



What this tells you:

This graph shows only one dimension – cognitive - meaning that you have an intellectual understanding about this aspect. You are not necessarily engaging your feelings nor converting them into actions. You might use this information to explore your emotions related to this aspect of the sustainability mindset, and perhaps find ways to convert your understanding into actions.

YOUR SMI RESPONSES INDICATE THAT you periodically ponder if you are personally playing a role in the world’s social or environmental problems of the world. Certainly you don’t contribute to the problems intentionally, but you seem to pause and wonder in what ways you may be contributing to them.

This is not a pleasant thought, however, and it seems you realize that the problems are too large, too complex, and too long in the making, for you to possibly have responsibility for them. This thought may help calm distressing feelings and can

be a useful coping strategy. Perhaps you sense that you would be overwhelmed by emotions while feeling powerless to solve the problems.

**/THINK ABOUT HOW YOU CAN FURTHER
LEVERAGE THOSE STRENGTHS AND
MANAGE SOME OF THE LIMITATIONS
WHICH MAY BE HOLDING YOU BACK:**

So you hope someone will eventually intervene. Yet, this perspective also can cause stress, as it assumes we are at the mercy of powerful external forces or individuals.

All that said, there may be another way to look at this: What if you could identify small ways in which you realize that you are contributing to the problem, and then, begin to explore changes that are within your control?

**/THOUGHTS TO PONDER WHEN YOU
CONSIDER THE SM:**

Thinking of how we are personally contributing to the planetary challenges may not be something we do daily. Our demanding lives have many obligations and don’t leave much time for reflecting on this. We are busy getting things done!

Yet when analyzing the current un-sustainability of our planet, science has clearly established a link between human behaviors in past decisions and the current problems we face. Much attention is now focused on how to repair the damage done, and how to restore damaged, depleted or endangered resources. Scientists and entrepreneurs study how to minimize current or future problems at the environmental or social level, and how to innovate to avoid negative impacts into the future.

If we collectively influenced the place we find ourselves in now (with all of its problems), that means we also hold the key to influence where we

will collectively be in the future – we meaning humankind at large, or, from a closer perspective, our families, children and grandchildren.



/HOW ABOUT YOU TRY:

You are already asking yourself: *how am I contributing to this problem?* This question opens a path of inquiry, which automatically leads to expansion of your consciousness. You become more alert to take notice, and thus more open to try out new behaviors.

This same question, by the way, is also a powerful tool that can improve your relationships and interactions with others! So often we focus on what others are doing unto us, which leaves us powerless. When we learn to pay attention to what is our role in the problems we endure, we regain control and can actually do something.

Actively thinking about your contribution is definitely an important milestone in your personal development, with planetary implications.

So what are some habits that you are willing to change, to lower your contribution to the problems? Certainly you will not solve the bigger problems, but you may feel more empowered, less at the mercy of others, and playing a role that you may actually enjoy. Food for thought.

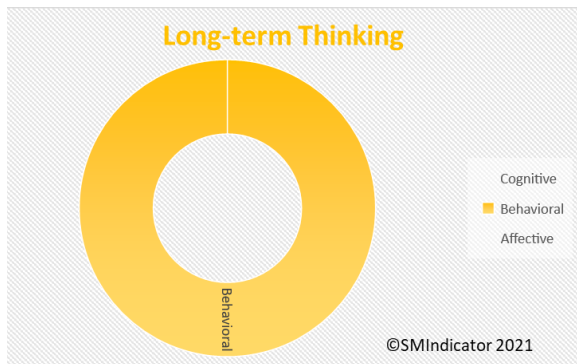
When we identify the ways in which we are unintentionally contributing to the problems, we have a chance to do something about them. It also expands our consciousness, and develops social sensitivity.



/SYSTEMS PERSPECTIVE

When analyzing information and making decisions a SYSTEMS PERSPECTIVE has a major impact on the sustainability of our actions.

**/WHAT IS ASSESSED HERE:
HOW YOU THINK ABOUT THE LONG-
TERM IMPACT WHEN ANALYZING
AND MAKING DECISIONS,
COMPLEMENTING SHORT-TERM
THINKING; HOW YOU FEEL ABOUT
IT, AND THE IMPACT ON YOUR
BEHAVIORS.**



What this tells you:

This graph shows only one dimension – behavioral - indicating that you are action- oriented. We don't have enough data to report on your feelings about or understanding of this topic.

YOUR SMI RESPONSES INDICATE THAT you have a natural tendency to think of “what ifs” and the long-term consequences of possible decisions before taking them.

This may not always be welcome in a team setting, yet from the perspective of shaping a sustainable world, this contribution is a great asset to yourself and to your working groups. Your perspective will likely enrich actions, as they result from considering potential impacts in the longer term. Don't be shy!

We cannot comment how you think and feel about this topic, since you indicated (by choosing

"neither") that you did not feel represented by any of the available options.

/THOUGHTS TO PONDER WHEN YOU CONSIDER THE SM:

There is a tacit pressure to act promptly and focus on that which needs immediate attention. This is very important, and there are many circumstances where this way of responding is the optimal, or even the only one that matters. A fire in the house, for example. We can sense the urgency and it is not a good idea to pause and reflect on the long-term implications of the fire. But for many daily decisions, the context is different, and yet we still prioritize short term thinking, often without even pondering any medium- or long-term impacts of what we are doing. The stream of life, our colleagues, perhaps everyone with whom we interact takes for granted that we “all” act this way.

On the other hand, with greater understanding of the social and environmental problems we are facing, it has become clear that the law of cause-and-effect is always at play, even if not immediately obvious. In other words, the consequences of our daily actions do have impacts - some over time, some just in a different geography, and many on both.

As with other aspects which are key for a sustainability mindset, it is not a question of choosing one over the other, but a matter of balancing both views and taking both time horizons into account.

/HOW ABOUT YOU TRY:

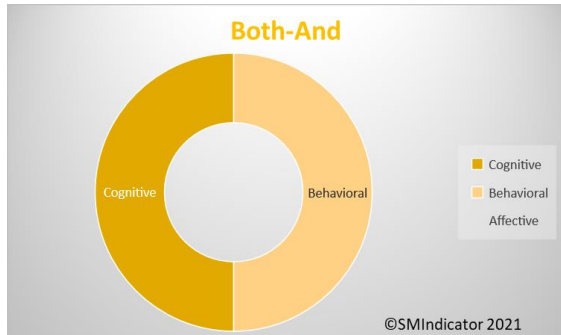
This mental habit expands our consciousness, as we become more aware of the way we are impacting others and the world. Not thinking about this doesn't stop it from happening. Stretching our imagination to consider potential impacts across time helps us make better decisions, and play a more active role in shaping a better world.

For example, what might be some long-term consequences for sustainability of a purchasing decision you recently made? What would your latest decision look like if you had considered these potential long-term impacts? It takes practice to develop new mental habits, but they too, can have long term impacts - for the better.



Every action has consequences that are not immediately visible. Considering the long-term when analyzing situations and making decisions has a positive impact on global sustainability.

**/WHAT IS ASSESSED HERE:
HOW YOU THINK ABOUT AND DEAL
WITH AMBIGUITY AND PARADOXES,
HOW YOU RECOGNIZE DIVERSITY,
FEEL ABOUT IT AND ACT TOWARDS
IT.**



What this tells you:

If a graph shows the two dimensions - cognitive and behavioral - it means that your tendency is to distance yourself from your feelings, particularly in the aspect assessed here. You have a good understanding about it, and are acting upon it, but you might want to further explore your emotions in relation to it.

YOUR SMI RESPONSES INDICATE THAT you know that it is important to listen to other perspectives, and to find solutions that can accommodate diverse needs, even compromising what is important to one or the other.

/YOU ARE COMFORTABLE exploring how other people arrive at their opinions and perspectives, puzzling as they may look to you. It is possible that you engage in conversations to understand them. It may almost feel like a "civilized duty".

This is very valuable, particularly in our polarized times. Your behaviors certainly are inspiring others or giving them something to ponder.

/THINK ABOUT HOW YOU CAN FURTHER LEVERAGE YOUR STRENGTHS AND MANAGE SOME OF THE LIMITATIONS WHICH MAY BE HOLDING YOU BACK:

You are aware that the world is changing and you feel compelled to be more understanding with others' perspectives. Your choices in the questionnaire indicate that nevertheless, this doesn't come easy to you and you may feel frustrated or impatient. You seem to have deeply held values and points of view, which are important to you, and it becomes challenging sometimes to moderate your emotions when you have to deal with very different, perhaps unacceptable perspectives.

Welcome to life! You are not alone in the struggle to be understanding and also to feel OK with it. You already have come far in your personal journey, as you have comprehension and are seeking to act on it.

Here is a thought to ponder: Can you think of a small event, a situation, where someone with a different opinion was able to step into your shoes? Not only that, but that that person actually found a way to meet your needs, respect your interests, although it was very different, perhaps opposed to their own needs? How did it make you feel? How did it impact your behavior, your attitude? Did you feel gratitude perhaps? Have you given that feedback to the person?

It is wonderful to experience our perspective included by others. Since we cannot control what others think or do, but have control over our own way of thinking, there may be an interesting path worth exploring here.

/THOUGHTS TO PONDER WHEN YOU CONSIDER THE SM:

It seems that today, more than ever, we are collectively being confronted with paradoxes and ambiguity. Increased transparency and access to information from around the world makes us aware of very different ways of thinking, being and acting with which we may not agree or be comfortable.

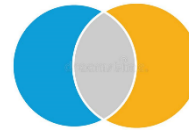
Challenging as this may be, there is a benefit to it: We are becoming aware of our own worldviews just by realizing that there are other ways of seeing and feeling. This is an evolutionary insight of great value, the foundation for more peaceful societies. In a way, life is prompting us to expand our understanding and our scope of caring, which go hand in hand.

When we understand something, we can begin caring. This is the start of a better world for all.

/HOW ABOUT YOU TRY:

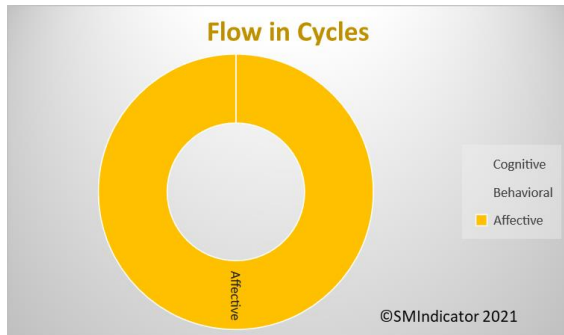
In what areas does empathy and inclusion come easier to you, and which situations are more challenging? This is your work.

There are multiple daily opportunities to expand your acceptance of differences, in new ways. Any thoughts?



Both+and thinking allows us to understand paradoxes, and calls for creative solutions that are inclusive of all stakeholders.

**/WHAT IS ASSESSED HERE:
HOW YOU BALANCE YOUR CAPACITY
TO ANALYZE AND PLAN WITH THE
UNDERSTANDING OF NATURAL
CYCLES, AND MAKE THEM PART OF
YOUR MINDSET.**



What this tells you:

This graph shows the affective dimension, meaning that you connect emotionally with this aspect. We don't have data to report if or how these feelings relate to your understanding and behaviors.

YOUR SMI RESPONSES INDICATE THAT you feel good when you can trust the flow and let go of plans. This is a very valuable attitude, since flexibility and adaptability are key aspects for resiliency!

In our day-to-day this may mean accepting ageing and mortality, endings of relationships or certain phases in our life, and new beginnings as well. In another context, it means that we see ourselves as part of Nature, not as its controller-in-charge. This is a valuable attitude, because it may make your life easier. Like swimming along with the river's current, it increases your speed, and reduces the stress of resisting obstacles.

We cannot comment on how that feeling connects with your thinking or with your actions, since you indicated (by choosing "neither") that you did not

find yourself represented by any of the available options.

This brings up a few questions: Do you see yourself balanced in terms of making and letting go of plans? How do you balance structure and flow, organization and flexibility?

/THOUGHTS TO PONDER WHEN YOU CONSIDER THE SM:

You may be wondering why planning is related to several key aspects for a sustainability mindset. The connection is not in the planning as an activity per se, but in the way we think and process information when we plan. Planning is about organizing and structuring in order to control outcomes. Planning is linear by definition -one step after the other - and it assumes cause-effect relationships. But what about multi-effects, multi-causes, and feedback loops?

Contrast this with the sustainability problems we are facing. To begin with, they are complex and multidimensional by their very nature. Many are the result of our linear thinking, for example we believe that we can pursue unlimited growth, yet depletion of natural resources shows us this is not possible.

Our reliance on the human mind can create a collective assumption that we are in control, but a "small" manifestation like Covid-19 arrives as a surprise to debunk the myth of our own superiority.

/HOW ABOUT YOU TRY:

Planning in itself is not the problem, but rather, the excessive reliance on carefully crafted steps is.

How do you personally incorporate the cycles of nature into your planning? As an example, do you

accept phases of growth and decline - aging and impermanence, along with endings and mortality followed by new beginnings and birth? How do you incorporate humanity as part of Nature, rather than its controller?

Many implications to think about, indeed. In view of this, what do you see as your personal development challenges in this aspect?

There are no linear processes in Nature: Everything flows in cycles of birth, growth, death, and rebirth.

Many aspects of man-made unsustainability of the planet are a result of the misconception that we are not governed by this law of Nature.

