



Sustainability
Mindset
Indicator®

**/REPORT
PREPARED FOR:
Eve Richardson
01/Feb/2024**

Welcome to your Personalized Report. This Report is based on your selections on the SMI. It is meant to be a personal development tool, to highlight aspects of your understanding, behaviors and feelings related to your Sustainability Mindset (SM).

You will find observations that you may identify with, others that you vaguely recognize, and others that perhaps don't resonate with you. Keep what you need and what makes sense to you.

You will also find questions to consider, suggestions for things you can try, and information related to the aspects covered in this report, and how these are related to the Sustainability Mindset.

Take your time reading your Report. Pause, take notes, and reflect. It is all about you, and for you. There were no wrong answers in the survey. Only good options and perhaps some that you hadn't thought of.

/WHAT YOU WILL FIND IN THE FOLLOWING PAGES

This Personalized Report is organized into several sections. The first section contains a graph, displaying how the different aspects assessed compare to each other, according to your choices in the survey. Those that occupy a larger area are your stronger ones and the narrower or missing ones are aspects of the Sustainability Mindset that are less developed or absent for you, as inferred from the combination of your answers.

The next section presents personalized descriptions of where you find yourself on your journey towards a Sustainability Mindset, in four clusters: Ecological Worldview, Systems Perspective, Emotional Intelligence, and Spiritual Intelligence.

Within each of these clusters you will find what aspects were assessed, and a graph for each aspect displaying how you connect to this topic, whether intellectually, through your actions and behaviors and/or by engaging your emotions.

If you see some areas missing within the graph, it means that either you selected "neither" for that question and therefore we don't have information to report on, or your answers suggest you don't engage in one or more particular areas (cognitive, behavioral or affective). Similarly, if you selected "neither" for all the questions within one aspect, we don't include a graph, since we don't have information to report on.

Each graph is accompanied by a box with a brief explanation, and you will find much more information in the text to include what your choices suggest, why this particular aspect is key for a sustainability mindset, and questions to ponder and suggestions to try.


Enjoy your journey into the realm of the Sustainability Mindset - a place where you can be your best, for yourself and for the World.

The SMI Team

/ Your overall
**SUSTAINABILITY
MINDSET PROFILE**

The graph below shows your personal profile, indicating how – relatively to each other – you have developed your Sustainability Mindset. The wider sections indicate your stronger areas, and vice versa.

If you see some aspects listed in the side box that are not included in the graph, it means that these are areas to be considered more closely. It may be that you didn't feel represented by any of the statements to choose from, or it might be that your reality, context, and/or habits prompt you to think, act or feel differently. You will find further comments in this report about these aspects, exploring their up- and downsides.

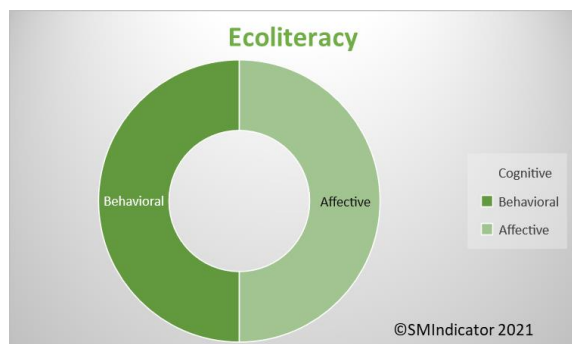




/ECOLOGICAL WORLDVIEW

An ECOLOGICAL WORLDVIEW is the result of having an intellectual and affective broad understanding of the planetary challenges, how they are interrelated, and how we are contributing to them.

**/WHAT IS ASSESSED HERE:
HOW YOU UNDERSTAND THE
ENVIRONMENTAL AND SOCIAL
CHALLENGES, AND HOW YOU FEEL
ABOUT IT, AND THE IMPACT ON
YOUR BEHAVIORS.**



What this tells you:

This graph shows two dimensions, the behavioral and affective. This means that you connect emotionally with this aspect, and act upon it, perhaps without a full understanding of why it is important. You may find it interesting to deepen your understanding of this principle.

YOUR SMI RESPONSES INDICATE THAT you are socially sensitive and have empathy for the suffering of others. In addition, in your daily decisions you seem to act in ways that can minimize your ecological or social footprint, and/or help the sustainability of our planet.

/THINK ABOUT HOW YOU CAN FURTHER LEVERAGE THOSE STRENGTHS AND MANAGE SOME OF THE LIMITATIONS WHICH MAY BE HOLDING YOU BACK:

Interestingly, in terms of Ecoliteracy, it seems that you lack a broad picture of the planetary challenges, particularly how they are interrelated. You are aware of some facts, but perhaps do not

clearly see how different data connect or impact each other.

You may want to observe and explore the variety of environmental or social challenges we face, and perhaps find inspiration to focus your efforts on a certain area or urgency.

/THOUGHTS TO PONDER WHEN YOU CONSIDER THE SM:

We are definitely living in a time of information overload. It is challenging to stay on top of all that is happening, while keeping up with our own obligations and activities. Furthermore, sustainability news tends to be on the negative side, creating doomsday scenarios and scary prophecies that can trigger anxiety, make us feel bad, sad, or worried.

Yet, we tend to underestimate our own power and influence in shaping a better world. As a matter of fact, if the challenges we are currently experiencing are a product of past problematic behaviors, then we are also positively shaping the future of the planet with our current mindful decisions and restorative actions. That opens an interesting path.

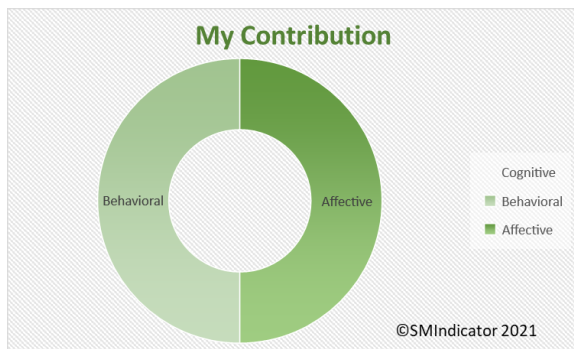
/HOW ABOUT YOU TRY:

Here are some suggestions to ponder: What are things you are good at that you aren't incorporating into your sustainability contributions? Who could benefit and where from your gifts and talents and possibly your passion?



Understanding the state of the planet allows us to be more fully aware of the challenges, the complexity of how they are linked to each other, and to explore what it means to us.

**/WHAT IS ASSESSED HERE:
HOW YOU SEE THE RELATION
BETWEEN INDIVIDUAL DECISIONS
AND PLANETARY CHALLENGES, HOW
YOU FEEL ABOUT IT AND THE
IMPACT ON YOUR PERSONAL
BEHAVIORS.**



What this tells you:

This graph shows two dimensions, the behavioral and affective. This means that you connect emotionally with this aspect, and act upon it, perhaps without a full understanding of why it is important. You may find it interesting to deepen your understanding of this principle.

YOUR SMI RESPONSES INDICATE THAT you are a very sensitive person, with an open heart, and you have a skill to connect with your emotions, and also feel for others, with empathy and compassion for their suffering. This is a precious quality, although at times it can be difficult to live with it.

THINK ABOUT HOW YOU CAN FURTHER LEVERAGE THOSE STRENGTHS AND MANAGE SOME OF THE LIMITATIONS WHICH MAY BE HOLDING YOU BACK:

Particularly, it may collide with your pragmatic approach to the world. You seek to distance

yourself from distressing information about sustainability problems to avoid getting too emotionally entangled. You are aware of the many environmental and social challenges, but you aim to keep them separated from your personal life. After all, you didn't cause them!

/YOU ARE COMFORTABLE WHEN you can take a proactive role. Instead of remaining "the victim," you choose to act. You find small ways in which you are contributing to the problems and seek out those changes you could make to be less a "part of the problem" and become part of the solution. This is a wonderful start. The more you observe, the more opportunities you will find to make a real difference with a few simple changes to your behavior and habits.

/THOUGHTS TO PONDER WHEN YOU CONSIDER THE SM:

Thinking of how we are personally contributing to the planetary challenges may not be something we do daily. Our demanding lives have many obligations and don't leave much time for reflecting on this. We are busy getting things done!

Yet when analyzing the current un-sustainability of our planet, science has clearly established a link between human behaviors in past decisions and the current problems we face. Much attention is now focused on how to repair the damage done, and how to restore damaged, depleted or endangered resources. Scientists and entrepreneurs study how to minimize current or future problems at the environmental or social level, and how to innovate to avoid negative impacts into the future.


If we collectively influenced the place we find ourselves in now (with all of its problems), that means we also hold the key to influence where we will collectively be in the future – we meaning humankind at large, or, from a closer perspective, our families, children and grandchildren.

/HOW ABOUT YOU TRY:

What if you could develop the habit of asking yourself periodically: how am I contributing to this problem? This question opens a path of inquiry, which automatically leads to expansion of your consciousness. You become more alert to take notice, and thus more open to try out new behaviors.

This same question, by the way, is also a powerful tool that can improve your relationships and interactions with others! So often we focus on what others are doing unto us, which leaves us powerless. When we learn to pay attention to what is our role in the problems we endure, we regain control and can actually do something.

Actively thinking about your contribution is definitely an important milestone in your personal development, with planetary implications.



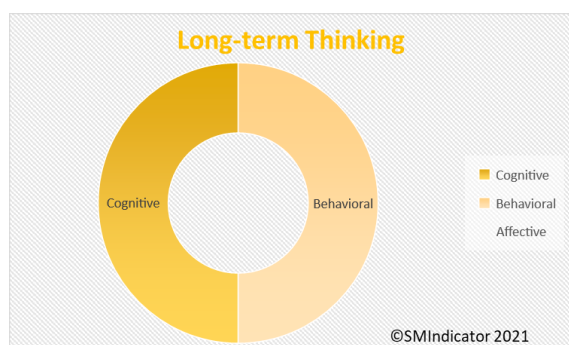
When we identify the ways in which we are unintentionally contributing to the problems, we have a chance to do something about them. It also expands our consciousness, and develops social sensitivity.



/SYSTEMS PERSPECTIVE

When analyzing information and making decisions a SYSTEMS PERSPECTIVE has a major impact on the sustainability of our actions.

**/WHAT IS ASSESSED HERE:
HOW YOU THINK ABOUT THE LONG-TERM IMPACT WHEN ANALYZING AND MAKING DECISIONS, COMPLEMENTING SHORT-TERM THINKING; HOW YOU FEEL ABOUT IT, AND THE IMPACT ON YOUR BEHAVIORS.**



What this tells you:

If a graph shows the two dimensions - cognitive and behavioral - it means that your tendency is to distance yourself from your feelings, particularly in the aspect assessed here. You have a good understanding about it, and are acting upon it, but you might want to further explore your emotions in relation to it.

YOUR SMI RESPONSES INDICATE THAT you have a good understanding of the long-term sustainability impacts that our decisions may have, even the simple and daily ones, not to mention behaviors commonly accepted in our society.

/YOU FEEL COMFORTABLE thinking of “what ifs” and the long-term consequences of possible decisions before taking them.

This may not always be welcome in a team setting, but from the perspective of shaping a sustainable world, this contribution is a great asset to yourself and to your working groups. Your perspective will likely enrich actions, as they result from considering potential impacts in the longer term.

/THINK ABOUT HOW YOU CAN FURTHER LEVERAGE YOUR STRENGTHS AND MANAGE SOME OF THE LIMITATIONS WHICH MAY BE HOLDING YOU BACK:

It seems that you have a rational and pragmatic approach, seeking to avoid getting emotional about future scenarios, particularly related to our planet or our society. This may be very useful to stay focused and concentrate on the action.

At the same time, we are complex human beings: rationality is one aspect, and emotions also form who we are. Trying to keep your feelings related to the uncertainty of the future under control may make it more challenging to connect with others who look through the prism of their feelings, and empathize with them.

Does it happen sometimes to you that you cannot understand why others passionately resist your long-term thinking? If that is the case you might want to remember the emotional weight of uncertainty. You may yourself feel a bit of anxiety or fear of the unknown, if you would check on your feelings.

/THOUGHTS TO PONDER WHEN YOU CONSIDER THE SM:

There is a tacit pressure to act promptly and focus on that which needs immediate attention. This is very important, and there are many circumstances where this way of responding is the optimal, or even the only one that matters. A fire in the house, for example. We can sense the urgency and it is

not a good idea to pause and reflect on the long-term implications of the fire.

But for many daily decisions, the context is different, and yet we still prioritize short term thinking, often without even pondering any medium- or long-term impacts of what we are doing. The stream of life, our colleagues, perhaps everyone with whom we interact takes for granted that we “all” act this way.

On the other hand, with greater understanding of the social and environmental problems we are facing, it has become clear that the law of cause-and-effect is always at play, even if not immediately obvious. In other words, the consequences of our daily actions do have impacts - some over time, some just in a different geography, and many on both.

As with other aspects which are key for a sustainability mindset, it is not a question of choosing one over the other, but a matter of balancing both views and taking both time horizons into account.

This mental habit expands our consciousness, as we become more aware of the way we are impacting others and the world. Not thinking about this doesn't stop it from happening. Stretching our imagination to consider potential impacts across time helps us make better decisions, and play a more active role in shaping a better world.

This is something about which you seem to know quite a lot.

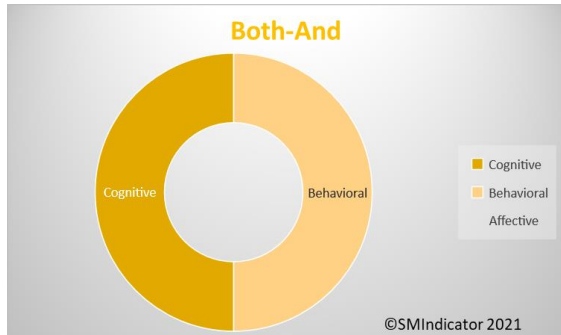
/HOW ABOUT YOU TRY:

Empathy and understanding go hand in hand, and smooth out our interactions. Is this something you remember when you are in a conversation? Or something you would like to keep in mind?



Every action has consequences that are not immediately visible. Considering the long-term when analyzing situations and making decisions has a positive impact on global sustainability.

**/WHAT IS ASSESSED HERE:
HOW YOU THINK ABOUT AND DEAL
WITH AMBIGUITY AND PARADOXES,
HOW YOU RECOGNIZE DIVERSITY,
FEEL ABOUT IT AND ACT TOWARDS
IT.**



What this tells you:

If a graph shows the two dimensions - cognitive and behavioral - it means that your tendency is to distance yourself from your feelings, particularly in the aspect assessed here. You have a good understanding about it, and are acting upon it, but you might want to further explore your emotions in relation to it.

YOUR SMI RESPONSES INDICATE THAT you know that it is important to listen to other perspectives, and to find solutions that can accommodate diverse needs, even compromising what is important to one or the other.

/YOU ARE COMFORTABLE exploring how other people arrive at their opinions and perspectives, puzzling as they may look to you. It is possible that you engage in conversations to understand them. It may almost feel like a "civilized duty".

This is very valuable, particularly in our polarized times. Your behaviors certainly are inspiring others or giving them something to ponder.

/THINK ABOUT HOW YOU CAN FURTHER LEVERAGE YOUR STRENGTHS AND MANAGE SOME OF THE LIMITATIONS WHICH MAY BE HOLDING YOU BACK:

You are aware that the world is changing and you feel compelled to be more understanding with others' perspectives. Your choices in the questionnaire indicate that nevertheless, this doesn't come easy to you and you may feel frustrated or impatient. You seem to have deeply held values and points of view, which are important to you, and it becomes challenging sometimes to moderate your emotions when you have to deal with very different, perhaps unacceptable perspectives.

Welcome to life! You are not alone in the struggle to be understanding and also to feel OK with it. You already have come far in your personal journey, as you have comprehension and are seeking to act on it.

Here is a thought to ponder: Can you think of a small event, a situation, where someone with a different opinion was able to step into your shoes? Not only that, but that that person actually found a way to meet your needs, respect your interests, although it was very different, perhaps opposed to their own needs? How did it make you feel? How did it impact your behavior, your attitude? Did you feel gratitude perhaps? Have you given that feedback to the person?

It is wonderful to experience our perspective included by others. Since we cannot control what others think or do, but have control over our own way of thinking, there may be an interesting path worth exploring here.

/THOUGHTS TO PONDER WHEN YOU CONSIDER THE SM:

It seems that today, more than ever, we are collectively being confronted with paradoxes and ambiguity. Increased transparency and access to information from around the world makes us aware of very different ways of thinking, being and acting with which we may not agree or be comfortable.

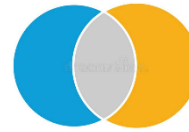
Challenging as this may be, there is a benefit to it: We are becoming aware of our own worldviews just by realizing that there are other ways of seeing and feeling. This is an evolutionary insight of great value, the foundation for more peaceful societies. In a way, life is prompting us to expand our understanding and our scope of caring, which go hand in hand.

When we understand something, we can begin caring. This is the start of a better world for all.

/HOW ABOUT YOU TRY:

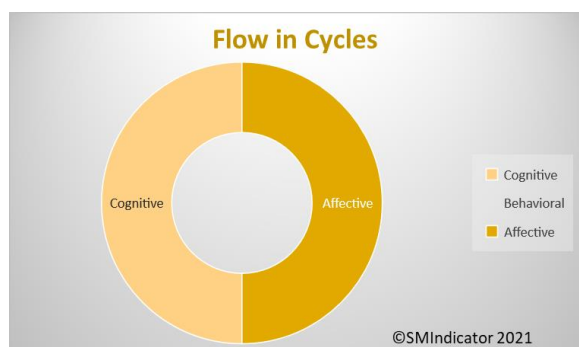
In what areas does empathy and inclusion come easier to you, and which situations are more challenging? This is your work.

There are multiple daily opportunities to expand your acceptance of differences, in new ways. Any thoughts?



Both+and thinking allows us to understand paradoxes, and calls for creative solutions that are inclusive of all stakeholders.

**/WHAT IS ASSESSED HERE:
HOW YOU BALANCE YOUR CAPACITY
TO ANALYZE AND PLAN WITH THE
UNDERSTANDING OF NATURAL
CYCLES, AND MAKE THEM PART OF
YOUR MINDSET.**



What this tells you:

This graph shows that your approach to the assessed topic is both cognitive and affective, but you are not necessarily translating what you know and feel into actions. You might use this information to explore new habits and daily changes for a sustainability purpose.

YOUR SMI RESPONSES INDICATE THAT you are aware of the commonly shared belief that humans are the most intelligent species, the apex of creation, with the intellectual ability to control Nature.

And you have come to realize this assumption is most frequently contradicted by reality, particularly when we think in a linear way, acting outside the cycles of Nature.

Despite this understanding, you seem to be a person who is profoundly committed to actions.

/YOU ARE COMFORTABLE addressing the challenges life offers, seeing them as opportunities to find intelligent solutions. There may be some tension between these two perspectives: Are we humans capable of tackling any/all challenges? Or is this a self-centered presumption?

/THINK ABOUT HOW YOU CAN FURTHER LEVERAGE YOUR STRENGTHS AND MANAGE SOME OF THE LIMITATIONS WHICH MAY BE HOLDING YOU BACK:

Considering your choices in the survey, it seems that you sense that planning may just be a way to feel in control of situations, although it is constantly challenged, since life – with its countless variables - is too complex to be managed.

It may be the same frustration when things don't work out as you or others plan or expect, that makes you wonder: Shouldn't I let go of plans and observe what the events are telling me? That thought alone seems to bring you a welcome sense of peace.

Given the fact that this is not how most of the people think, you may be in a transition, going back and forth between the desire to control and the impulse to let go of plans.

This is a valuable transition though!

/THOUGHTS TO PONDER WHEN YOU CONSIDER THE SM:

You may be wondering why planning is related to several key aspects for a sustainability mindset. The connection is not in the planning as an activity per se, but in the way we think and process information when we plan. Planning is about

organizing and structuring in order to control outcomes. Planning is linear by definition -one step after the other - and it assumes cause-effect relationships. But what about multi-effects, multi-causes, and feedback loops?

Contrast this with the sustainability problems we are facing. To begin with, they are complex and multidimensional by their very nature. Many are the result of our linear thinking, for example we believe that we can pursue unlimited growth, yet depletion of natural resources shows us this is not possible.

Our reliance on the human mind can create a collective assumption that we are in control, but a “small” manifestation like Covid-19 arrives as a surprise to debunk the myth of our own superiority.

/HOW ABOUT YOU TRY:

Planning in itself is not the problem, but rather the excessive reliance on carefully crafted steps is. How do you incorporate the cycles of Nature into your planning? As an example, do you accept phases of growth and decline - aging and impermanence, along with endings of phases and relationships, and mortality followed by new beginnings and birth? How do you incorporate humanity as part of Nature, rather than its controller?

Many implications to think about, indeed.

Here a few thoughts to ponder. Do you see yourself balanced in terms of making and letting go of plans? How do you balance structure and flow, organization and flexibility? What do you need to do a bit more, or a bit less?

There are no linear processes in Nature: Everything flows in cycles of birth, growth, death, and rebirth.

Many aspects of man-made unsustainability of the planet are a result of the misconception that we are not governed by this law of Nature.



/WHAT IS ASSESSED HERE: HOW YOU UNDERSTAND AND EXPERIENCE INTERCONNECTEDNESS, VERSUS VALUES LIKE AUTONOMY AND INDEPENDENCE.



What this tells you:

When the graph is well balanced, it means that you have a good understanding of the aspect of the Sustainability Mindset being assessed, that you are able to connect with your feelings about it, and that you tend to act upon what you know and feel. This is a good start, and you might want to think about circumstances or contexts in which you would like to act more, understand better or further explore your feelings.

YOUR SMI RESPONSES INDICATE THAT you have a clear understanding that we are all interconnected, even in non-obvious ways, and that no one is really fully independent.

You are comfortable seeing yourself as part of a larger whole, and you pay attention to the input of stakeholders when analyzing a problem and seeking effective solutions. In addition, you are appreciative about other people's input and support. You thrive in collaborative environments,

welcome participatory solutions and feel grateful for the help of others.

This is a precious combination in the current times! While certain cultures have a collectivistic framework, most of the western-northern culture - widely exported and globalized - is individualistic and celebrates personal achievement. But you know this is neither realistic nor feasible.

/THINK ABOUT HOW YOU CAN FURTHER LEVERAGE YOUR STRENGTHS AND MANAGE SOME OF THE LIMITATIONS WHICH MAY BE HOLDING YOU BACK:

Do you experience an unspoken expectation in your daily life - to be independent, to outperform others, to be self-reliant or perhaps to demonstrate your value in competitive settings? Have you sensed the contradiction between these two paradigms, one valuing competition and self-reliance, the other promoting collaboration and inclusion? How do you manage the tension, and are you able to share your perspective with others, perhaps helping to expand their thinking horizons?

/THOUGHTS TO PONDER WHEN YOU CONSIDER THE SM:

The polarities of independence vs. interconnectedness and competition vs. collaboration are of particular relevance when focusing on sustainability. The environmental and social challenges are complex and multidimensional, making it impossible for any person to solve on their own. It is only through collective thinking, action and collaboration of multiple stakeholders that we will be able to develop alternatives. (This, by the way, makes sustainability a great opportunity for contributing personal skills to a larger cause).

/HOW ABOUT YOU TRY:

With your valuable perspective, how do you handle situations when others don't see the urgency of collaboration but rather respond from the old paradigm of autonomy and competition?

Here is a tip that may come handy. Invite them to name one achievement that was purely, authentically, their own, without any other person playing a role in it.

When we see interconnectedness, we understand the importance of diversity, and our decisions and actions become more inclusive, which contributes to the sustainability of the whole.






/EMOTIONAL INTELLIGENCE

Understanding ourselves through the anchors of our identity, the pace of our life, and how we consider our intuitive wisdom are key for a sustainability mindset.

**/WHAT IS ASSESSED HERE:
HOW YOU INCORPORATE NON-
RATIONAL INFORMATION, INTUITIVE
KNOWING, CREATIVITY AND
IMAGINATION IN ORDER TO
BALANCE RATIONAL THINKING, AND
HOW YOU FEEL ABOUT IT.**



What this tells you:

This graph shows two dimensions, the behavioral and affective. This means that you connect emotionally with this aspect, and act upon it, perhaps without a full understanding of why it is important. You may find it interesting to deepen your understanding of this principle.

YOUR SMI RESPONSES INDICATE THAT you have a clear understanding of the value of your logical and analytical thinking abilities.

You know that the human mind is capable of great accomplishments, as history has shown. And you trust that our sustainability problems might be addressed with rational thinking and good strategies.

At the same time, your selections indicate **something very interesting**. There is a part of you that actually finds uncertainty exciting! You enjoy the fact that reality presents you with plenty of unknowns. This personal preference is expressed in your actions.

You are comfortable when you can contribute by putting your “creative hat” on, and being playful by not preemptively censoring your ideas. You have a good tolerance of the uncertainty of not knowing how something can work out. You are able to live with a certain degree of risk-taking. What a valuable asset for these times!

/THOUGHTS TO PONDER WHEN YOU CONSIDER THE SM:

You may notice that the sustainability challenges we are facing are largely new, and as COVID-19 taught us, increasingly situations arise for which we don’t have previous experience or science on which to rely. We have become more aware of the complexity of our challenges, and we are skeptical of simplistic solutions.

However this also requires entry into uncharted territories. Resilience calls for flexibility in adapting to new situations, and this entails innovating and experimenting, as you indicate you sometimes do. Definitely having no clear blueprints to follow may be disturbing, yet there are no choices but to take some risks.

And fortunately you can handle them.

/THINK ABOUT HOW YOU CAN FURTHER LEVERAGE YOUR STRENGTHS AND MANAGE SOME OF THE LIMITATIONS WHICH MAY BE HOLDING YOU BACK:

So the question arises: why do you hold on to the idea that rational thinking and planning suffices, or at least is a more important skill to solve problems? You have a very valuable asset – the tolerance of uncertainty, the ability to unleash your imagination. Can you imagine if you could expand it, bring it out more frequently?

Here is a thought to ponder: What would have to be true and how can you influence it?

It seems that you have a reservoir of imagination available to tap into, and perhaps intuitive wisdom as well. This can help complement your strategic thinking, and maximize your achievements for the benefit of all.

Resilience is based on constant creativity, innovation, and experimentation. When we neglect the non-rational wisdom we have in us, our solutions are missing critical information, and may create negative impacts on the ecosystem and society.



/WHAT IS ASSESSED HERE: HOW YOU NOTICE YOUR OWN PACE, AND HOW YOU BALANCE RAPID RESPONSE WITH MAKING TIME TO PONDER AND REFLECT BEFORE ACTING. AND HOW THIS MAKES YOU FEEL.



What this tells you:

This graph shows that your approach to the assessed topic is both cognitive and affective, but you are not necessarily translating what you know and feel into actions. You might use this information to explore new habits and daily changes for a sustainability purpose.

YOUR SMI RESPONSES INDICATE THAT you have a sense that we are collectively trapped in an accelerated pace. Perhaps you notice your own speed, or see it in others.

The fact is that you observe and seem to think about this phenomenon, and may be asking yourself about the cost of this upon you or others. How is it possible to contemplate the future implications of decisions taken under the pressure of speed?

Furthermore, it seems that your very nature seeks a slower pace of life. It makes you feel better, more relaxed or lowers your stress levels.

And yet, your choices in the instrument indicate that this understanding and intuition may not be aligned with your behaviors.

You are comfortable acting fast because you are capable of making quick assessments of a situation. You are a quick thinker, and while you may overlook details, you consider that your decisiveness is needed to stimulate those that are more hesitant. Speed is justified.

/THINK ABOUT HOW YOU CAN FURTHER LEVERAGE YOUR STRENGTHS AND MANAGE SOME OF THE LIMITATIONS WHICH MAY BE HOLDING YOU BACK:

Have you ever asked yourself: Who is setting the expectation of acting fast? How do you balance your understanding of the need to carefully consider a situation, with this pressure to act with urgency? It is difficult to imagine that you could do this without some stressful tension.

/THOUGHTS TO PONDER WHEN YOU CONSIDER THE SM:

Since we are looking at these aspects from the perspective of a sustainability mindset, let's pause and think about what behaviors might be most effective as well as much needed.

While there is a call for urgent action about climate change and the related social and environmental problems, many modern sustainability challenges are actually the result of overlooked prior potential impacts. For decades, well-intended decisions were largely made by quickly identifying the best option.

But today we are understanding better that problems are complex, that solutions impact a multiplicity of future stakeholders, and that there are always consequences.

Of course, it is not possible to anticipate all scenarios, but pausing and checking assumptions can be very useful to avoid future problems.

Reflective practices help to pause, and to ponder the situation and its implications before jumping into action.

/HOW ABOUT YOU TRY:

For example, what can you learn to avoid or repeat from past experiences? Can you identify, in hindsight, something that was at stake and overlooked because you were trying to act fast?

When we have more information we can better weigh alternatives. All of this, however, is at odds with speed. We cannot both act fast and ponder carefully!

What might be new ways of combining urgently needed actions with careful exploration of their impacts? *What role could you see there for you?* Do you think you could be more vocal and perhaps find more courage to offer a perspective that certainly is not mainstream?

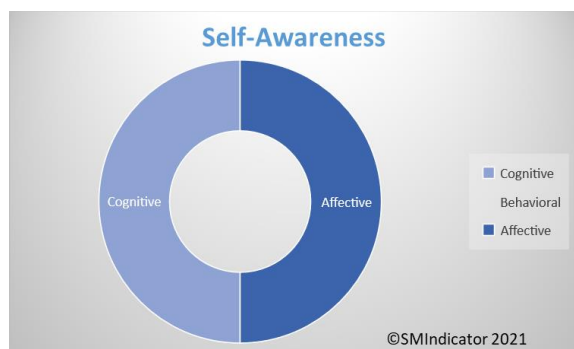
According to your answers, you seem to be gifted with an intuition that something is not quite right. Does it ever happen to you that you wish you could relax more, slow down and do nothing? Does your body, your mind or perhaps your soul call for a break, less stress? What message may be there for you, waiting to be heard and acted upon?

And how can you more confidently share this different way of being and living with others?

A lot of food for thought!



/WHAT IS ASSESSED HERE: HOW AWARE YOU ARE ABOUT THE ANCHORS OF YOUR IDENTITY AND YOUR VALUES; HOW YOU FEEL AND ACT IN CONSEQUENCE.



What this tells you:

This graph shows that your approach to the assessed topic is both cognitive and affective, but you are not necessarily translating what you know and feel into actions. You might use this information to explore new habits and daily changes for a sustainability purpose.

YOUR SMI RESPONSES INDICATE THAT you believe the paradigm we have long been living with is due for a revision, because values like growth and progress may be linked to an assumption of unlimited resources, which may not be realistic.

But, according to the selections you made in the instrument, this understanding is not easily translated into behaviors. The reason is that you don't see pragmatic alternatives at hand.

You stay focused:

So you focus on managing your own personal obligations and challenges, and you don't have the

energy to entertain what may sound as 'philosophical' concerns about humanity or the planet's future. You know that your views are not always "politically correct", but this is how it is for you today.

/A VALUABLE (AND UNCOMFORTABLE) TENSION.

At the same time, this creates an uncomfortable feeling of misalignment between some of the things you do and how you would prefer to see yourself. You may have been taught certain values, like being a winner, not being a loser, remaining rational at all times, having more to be more. And you became these values.

But then something has begun to shift and these values don't feel entirely OK any longer. This may make you feel confused, perhaps a bit guilty at times. You may even feel more grateful or indebted to others for their help in your achievements than stubbornly proud of being a self-made person.

Well, this is a very important moment of awareness, because change starts with our noticing some discomfort about something, and we want to do something about it to feel better (or at least less bad). In this case, you seem to have achieved this very important step. Of course it can be overwhelming to think about the complex problems. But what if you start small?

/THINK ABOUT HOW YOU CAN LEVERAGE THOSE STRENGTHS AND MANAGE SOME OF THE LIMITATIONS WHICH MAY BE HOLDING YOU BACK:

Your understanding and intuition are not mainstream, and thus very important to drive

much needed change. How happy are you with how you are sharing your valuable perspectives with others? Do you feel you are doing it as much as you could?

Let's pause for a moment.

/THOUGHTS TO PONDER WHEN YOU CONSIDER THE SM:

This survey was designed around the Sustainability Mindset, which is a way of thinking and being, to optimally adapt to the moment in which we are living. This Mindset focuses on using our natural gifts to shape a better future, for ourselves and for all, the ecosystem included.

Research has proven that what may sound overwhelming, actually can be broken down into small, realistic ways to contribute to the greater good, and, as you well know, feel great at the same time. The first step is taking a fresh look at what surrounds us.

Undoubtedly, there are social and environment related challenges everywhere. Some happen locally, others across borders. Science has been linking many of these issues to human behaviors, such as consumption of unhealthy foods, depletion of natural resources, pollution or contamination of air, soil and water. And we are left to deal with the consequences today, trapped in a paradigm that prioritizes values that have a negative impact, such as thoughtless consumption.

/HOW ABOUT YOU TRY:

Have you identified some of your activities that may not live up to your personal expectations of living in a 'sustainable' way? In what new ways could you make some changes? Sometimes we do

not have the power to control a situation, but we always have unlimited power to influence, with our words, attitudes, talking or writing.

How about exploring a few of your unused possibilities?

Another suggestion is that you explore the roots of some values that are important for you, such as success, winning, and outperforming others. Where can you trace their origins? Perhaps in your upbringing, or in your current context? What do they represent for you, which makes them important? Are they authentically yours, or are they perhaps inherited, adopted without giving much thought to it?

When we explore our personal values, beliefs, assumptions and motivations, we gain greater control over our actions and we can see new alternative behaviors.





/SPIRITUAL INTELLIGENCE

The spiritual orientation to Nature, to ourselves and to others are key factors for a Sustainability Mindset, as they impact the quality of our actions.

**/WHAT IS ASSESSED HERE:
HOW YOU EXPERIENCE NATURE,
HOW YOU UNDERSTAND THE
HUMAN RELATIONSHIP WITH
NATURE, AND YOUR RELATED
FEELINGS AND BEHAVIORS.**



What this tells you:

This graph shows that your approach to the assessed topic is both cognitive and affective, but you are not necessarily translating what you know and feel into actions. You might use this information to explore new habits and daily changes for a sustainability purpose.

YOUR SMI RESPONSES INDICATE THAT you think of Nature as an experience that offers more wisdom than we can intellectually grasp. This understanding may be the result of some special moments, when you stood in awe admiring Nature, your heart perhaps filled with joy and some kind of wordless experience of beauty.

You see the limitations of pure rationality, and realize that the intellectual capability is valuable for building scientific knowledge, but also frequently overstated. Our comprehension of the

natural world, including our bodies, has advanced over time, but in the history of science findings are always within the constraints of available instruments, paradigms or assumptions. It is clear to you that over time, the development of more precise measurement techniques or revolutionary thinking has certainly revealed the myopic or biased conclusions of the past!

However, you are also comfortable acting with a utilitarian approach to natural resources, considering the rights granted by our belief in “human superiority”.

With no doubt, many scientific discoveries and improvements of our quality of life have shown the power of the human mind. Yet you may have also noticed that some betterments have come at a cost for the environment or society, and we are collectively paying that price, for example, soil erosion or waterway contamination from chemical crop fertilizers meant to enhance soil productivity.

The human-centric paradigm that we collectively adopted and believe has begun to show some shortcomings, inviting us to revisit our place and role in the larger ecosystem.

What are some undesirable consequences of human progress that you have personally experienced? What message may be in this for you?

/THINK ABOUT HOW YOU CAN LEVERAGE YOUR STRENGTHS AND MANAGE SOME OF THE LIMITATIONS WHICH MAY BE HOLDING YOU BACK:

The combination of your choices in this instrument seem to show a disconnect between what you believe and value, and your actions. You have been blessed with some powerful experiences of

oneness with Nature that give you an empathic disposition, yet they don't seem to manifest in how you act. It may be a way of blending into a context that rewards rational thinking and intellectual capabilities.

But is that who you really are?

/THOUGHTS TO PONDER WHEN YOU CONSIDER THE SM:

According to a 2018 United Nations study, over 55% of the world's population lives in urban areas, a proportion that is expected to increase to 68% by 2050. As a result, for many of us, the disconnection from Nature is rather "natural."

Hectic life in large cities makes it difficult for us to remember that we are more than individuals moving through traffic and buildings. The common associations with the word "Nature" may be vacation time, a park or a documentary. What about our food? Our body? The materials of every object we use?

We rely on and praise scientific progress, but history has demonstrated that scientific findings are always within the constraints of available instruments, paradigms or assumptions and many myopic or biased conclusions have been revealed with the passage of time, the development of more precise measurement techniques and revolutionary thinking. Biomimicry, a discipline studying how Nature solves problems, has been highlighting the wisdom of billions of years of evolution, and suggesting that we may find more answers in Nature than through our human intellect.

In fact, indigenous people have demonstrated a more resilient lifestyle, based on an intuitive connection to Nature.

This disconnection from Nature leads to a utilitarian relationship: Nature is reduced to instrumental resources for human needs and wants, causing not only spiritual alienation, but is the root cause for many unsustainability

behaviors. What impacts do you see from having a utilitarian relationship with Nature?

When we understand something we start caring for it. Understanding that we are one with Nature, a species within species, is a profound experience that can shape behaviors leading to a more harmonic relationship with the self, with each other and with all beings.

You seem to have experienced it: a sensorial, intuitive understanding. It is not something to be learned, but rather an experience that we allow to happen, and which makes us remember something we have always known, but had forgotten.

/HOW ABOUT YOU TRY:

Sometimes we realize that our thinking, feeling and acting are not aligned. When we notice it, we may feel discomfort and tension- something out of sync. A sustainability mindset is not just harmony with the ecosystem, but it starts within ourselves.

Is there something you need to revise, to feel more authentically who you are? What part of you is still clinging to an old paradigm, and why might that be so?

Understanding that we are one with Nature, a species within species, is a powerful spiritual experience that can shape behaviors leading to a more harmonious relationship with each other and all beings.



**/WHAT IS ASSESSED HERE:
HOW YOU THINK ABOUT THE
MEANING, ROLE AND VALUE OF
MINDFULNESS AND ITS PRACTICE,
AND HOW YOU FEEL ABOUT IT.**



What this tells you:

When the graph is well balanced, it means that you have a good understanding of the aspect of the Sustainability Mindset being assessed, that you are able to connect with your feelings about it, and that you tend to act upon what you know and feel. This is a good start, and you might want to think about circumstances or contexts in which you would like to act more, understand better or further explore your feelings.

YOUR SMI RESPONSES INDICATE THAT you have a clear understanding of the world we live in and the importance of mindfulness.

You realize that consumption is rewarded, linking “who we are” with “what we do, have, or own”. You see this materialistic pattern in society, with its consequences on how we have to keep busy doing things, seeking to make money to be able to belong, feel respected and valued. You realize the

unfortunate impact that this implicit message has on our health and well-being. It’s like being trapped in a race to pursue an elusive and short-lived happiness.

/YOU ARE COMFORTABLE pausing periodically to re-center, experiencing the positive impact on how you feel with yourself, and how you interact with others.

Pausing and stepping away from our task clears your mind, and you can get back with renewed energy. Is this something you remember to do when you need it? If not, how could you help yourself remember it more regularly?

/THINK ABOUT HOW YOU CAN FURTHER LEVERAGE YOUR STRENGTHS AND MANAGE SOME OF THE LIMITATIONS WHICH MAY BE HOLDING YOU BACK:

The world you live in comes with many challenges that you need to attend. You seem to experience at times the tension and stress that comes with the daily difficulties. You may notice it in your health, sleeping patterns, or in how you relate to others as a result. When the reality is challenging and poses a high demand on your physical, emotional and psychological systems, you try to manage the best you can.

You may know that studies show the physical and emotional consequences of a constant focus on doing while overlooking the more profound dimensions of “being,” such as reflection, spiritual or religious practices, time to recharge and find ourselves, and time to connect with our deeper self. As a matter of fact, you find in some of those contemplative practices a helpful path to regain inner calm.

You seem to have a good understanding of the challenges of our current paradigm - the consequences of an imbalance between doing and

being, between mundane action and the attention given to our higher self, our soul.

So here are some questions for you to contemplate:

Understanding the achievement race that we live in, how do these thoughts align with your experience, and with your values?

Does your reality reflect the priorities that are important for you? If not, what are some small changes you can make?

What is mindfulness for you today: Is it a practice or a does it form a part of your lifestyle?

/HOW ABOUT YOU TRY:

What would need to be true for you to take your practice to the next level, and what might that look like for you?

How easy is it for you to “catch yourself” in the moment when you are not fully present, not mindfully listening, or letting your emotional reactions control you, as opposed to your wiser self?

/THOUGHTS TO PONDER WHEN YOU CONSIDER THE SM:

From the perspective of a sustainability mindset, mindfulness is both a key practice and an amazing result. Research has shown a direct link between individuals that have some contemplative practices not just with their physical and psychological health, but also with the emergence of feelings of empathy and compassion.

This creates a disposition towards positive social and environmental actions, and the resulting satisfaction feeds a positive reinforcing loop. In other words, the better we feel about something

we’ve done, the more we seek to repeat the experience.

When we access and display a more balanced version of ourselves, we convey an unspoken message to the people with whom we interact, not just by what we say or how we behave, but through our attitude and energy. This has a proven positive influence on others, as science has identified with the phenomenon of “emotional contagion.”

In other words, when we develop a sense of peace for ourselves, we are also radiating a gift of peace to the world.

You already know that.

Mindfulness is being fully present, experiencing connectedness with all that is. Mindfulness enhances awareness and compassion, and predisposes to social and environmental actions.



**/WHAT IS ASSESSED HERE:
WHAT YOU THINK ABOUT HAVING A
PURPOSE IN LIFE, PARTICULARLY
SOMETHING THAT IS IN SERVICE TO
OTHERS; HOW THIS FITS YOUR
REALITY AND HOW YOU FEEL ABOUT
IT.**



What this tells you:

When the graph is well balanced, it means that you have a good understanding of the aspect of the Sustainability Mindset being assessed, that you are able to connect with your feelings about it, and that you tend to act upon what you know and feel. This is a good start, and you might want to think about circumstances or contexts in which you would like to act more, understand better or further explore your feelings.

YOUR SMI RESPONSES INDICATE THAT you think it is important to find a purpose in life, to identify something that, by making a difference, makes our life meaningful. You actually state that you may have found it, through actions that serve others.

It is possible that part of your obligations and responsibilities are to serve others, to attend to their needs or expectations. Your work, family, perhaps relationships, form part of your reality

and use up your available energy – and you perceive this as your service. Or you may have found a cause where you can contribute your unique skills and talents, for the greater good.

Your choices in the questionnaire indicate that it is not a good feeling for you not to have a meaningful life. And you wonder if we are on journey of seeking and finding answers to the question of “Why am I here?”

Indeed, for some the answer is clear and endures over time. For others, it changes and makes us seek renewed answers. When what you are doing no longer satisfies you, it is actually a great signal. The tension we feel indicates that something has already begun to shift and we are on a path of further growth and transformation.

/THOUGHTS TO PONDER WHEN YOU CONSIDER THE SM:

The research regarding core aspects for a sustainability mindset identified the role of activities intentionally done for the “greater good.” The state of our planet is such that it requires each of us to step up and play an active role in shaping a better world.

The actions needed, whether large or small, share a similar result: they provide us with a feeling of joy, which then we want to replicate in order to feel good again, thus creating a reinforcing loop. Interestingly, we tend to think that we need to take care of ourselves first, before helping others, but the facts show that when we do small acts of kindness for others, we feel much better ourselves.

/HOW ABOUT YOU TRY:

With this in mind, what are some new experiments you can try? What are some different things for

the greater good that you already did, and perhaps could repeat, do regularly, or improve? Which of your natural gifts and skills could you put into service for the greater good, in a cause for which you have a passion?

Don't get intimidated by grandiose words like 'changing the world' or having a life mission or purpose. In fact, each small action of kindness has already an impact that we may never be able to imagine. That is also changing the world, one interaction at a time.

Defining our purpose provides an unconscious compass, and when it is grounded in values of our higher self, we actively shape a better world.



[Please click HERE](#)

and provide us with a brief (1 min) Feedback.

Thank you!

